

## Composition Aspect Ratio related to different image sensor's size

Assoc. Prof. Dr. Ahmed Gamaleldin Belal

Associate Professor, Faculty of Applied Arts, Photography Cinema and Television

Department, Helwan University

[drahmedbelalphd@gmail.com](mailto:drahmedbelalphd@gmail.com)

### Abstract:

Photograph design is an original part of it, and the creativity of the photographer depends on its ability to use the elements of the image to produce creative design, using these elements innovatively. The contemporary technological development has helped to create the image faster, and less time, not only when photography exists, Grid), but gave some cameras the possibility of cutting and modifying and even work on the image on the inside of the camera, and with the potential of broadcasting from the camera on the computer or mobile via Wi-Fi has become both photography and the transfer of the image quickly and directly from the location of photography to anywhere in the world does not constitute No difficulty like the previous.

Technology is the key to photography, and its integration with the eye of creative photography produces original and innovative images, and with the development of digital processing programs for photographs such as Photoshop has been integrated some of the characteristics that enabled the rapid access to a distinctive photographic balance, but a number of factors helping to produce more innovative images accurately And faster.

The size of the sensors varies depending on the manufacturer of the devices producing the digital image, whether it is a camera or a mobile phone.

The problem of research is the definition of innovative strategy to produce and improve the level of innovation in the balance of the image through the integration of both technology and photography using the program Photoshop to provide a picture visually integrated and the extent of the possibility of applying the rules of configuration on all sizes of sensors and the main question is whether the application of theories and practices of composition with different The size of the sensations of a rectangle of a square as well as the difference of proportions of rectangles from one factory to another.

In the research results, we find that technology is an integral part of creating a photographic image in our digital work. It encourages innovation by studying design, especially balancing, using the golden ratio, the primary element in any base of the composition, which helps to solve the problem of creativity and access to a distinct original production. And we are convinced that creativity is not affected by the different sizes of sensors, which ultimately leads to the difference of the final image.

The research focuses on how to produce an integrated balance in the digital photo, despite the different length ratios of the presentation of different sensations, which is an crucial rooting for the production of any image Most of the photographers use the camera to make pictures without attention to the fundamentals of the rules of composition and even after the imaging and digital processing processes. The researcher will also focus on increasing the efficiency of innovation to create innovative images.

In the end, the researcher will apply the findings of five applications to prove it and work a paper questionnaire for specialized referees to reach the results and conclusion.

**Keywords:** balance photography, balance, digital photography, creative photography, golden ratio, golden triangle, photoshop, sizes of shots.

### **Introduction:**

The balance is the origin of the composition in the photograph, and without balance within the image, it cannot be prepared correctly in terms of composition. Photography has become an integral part of our daily dealings. Artists have come to shape their feelings and feelings, and have been blended with their ideas, essays, and experiences in art forms such as painting, music, sculpture, photography and many different arts.

Photography A visual art conveys the reality of visual observation. The artist creates a visual record of what he sees as aesthetic values, which he places within his image, which no one else can record. This is in confirmation of the famous philosopher Henry Bergson: "We may see the artist in his world oblivious to what we see, what we are unaware of. " This fact is embodied in the art of photography represented by the work of photographers who feel the beauty of the beauty of those images created by the Creator, blessed and exalted, and which deposited their pictures, and which have a significant impact on the soul and paper.

### **Research problem:**

The digital cameras have a light sensor inside it, which is used as a medium to convert the optical image to digital to capture the light coming from the lenses, and with the technological development of the digital image we have many of the optical sensors, which vary in size and way of understanding of light and analysis of the picture, and we are interested in this research sizes of light sensors to show The central question in the research is whether the rules of the photographic composition typical to photographers, although different length ratios for the display (sizes) of those sensors. Can these rules be applied to them or not?

### **Research Goal:**

The objective of the research is to achieve the achievement of creative visual images used by the theory of golden angles to produce a more artistic image utilizing the potential of the photoshop, and prove the difference in the rules of the composition according to the proportions of visual senses produced digital image.

### **Research importance:**

The importance of research is that it sets the theoretical foundations in an orderly manner for the six rules that represent the theory of golden angles and access to practical applications that emphasize the theoretical results using Photoshop. And test the extent to which the application of these theories varies the length ratios of the display in the various digital imaging devices.

### **Research Methodology:**

The researcher approaches the applied method by applying the theory of golden angles in the images to produce a more creative image. Using digital photographic devices of different proportions to show the difference in rules according to different ratios.

**Research hypotheses:**

- 1 - Are the proportions of the design of photography varies according to the size of the visual senses.
- 2 - Is visual creativity related to the rules of composition.
- 3 - Are the ratios of light sensors different for the same size of the camera (large - medium - small).
4. Does the difference in the size of the visual senses affect the photographer's creativity?

**Research results:**

After both the theoretical study and practical field experiment and their statistical findings the research has concluded the results:

- 1 .There are many types of sensitizers and different types of sensors are different.
- 2 .It is preferable to use a camera that has On Full sensors or semi-professional for best photographic results.
- 3 .With different proportions, the application of the same base for cutting is acceptable and the final form can vary, but it does not lead to not getting On Creative images.
- 4 .Although the camera output differs from the different sizes of the light sensors, in the end we get On Creative images.
- 5 .Although the output of camera cameras differs with mobile cameras in the sizes of light sensors, in the end we get On Creative images.
- 6 .There are preferences for using professional cameras only in the final output image quality.

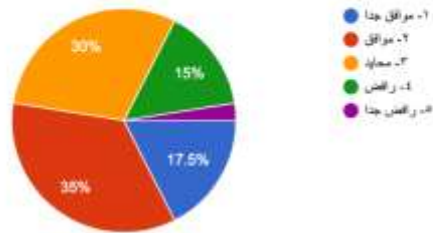
**Research recommendations:**

- 1 .Using Photoshop software to produce creative images.
- 2 .Use professional cameras to create pictures with Higher quality for printing.
- 3 .The development of cropping methods to suit the different production of image size, especially with the spread of imaging movements using the camera of communication devices Mobile.

## Research Images:

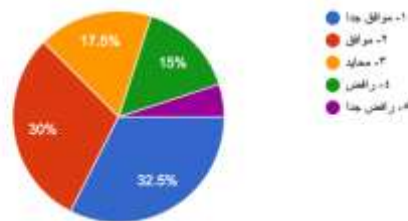
س ١ يختلف ابداع المصور الفوتوغرافي باختلاف احجام الكاميرا المستخدمة

40 responses



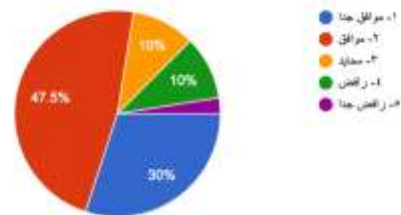
س ٢ يختلف ابداع المصور الفوتوغرافي باختلاف مواصفات الكاميرا المستخدمة من احترافيه او موبايل

40 responses



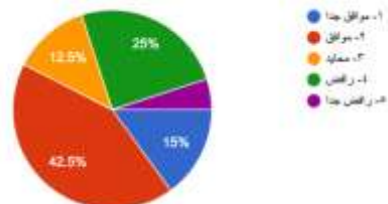
س ٣ تختلف كميّات انتاج الصورة النهائية باستخدام برنامج الفوتوشوب باستخدام احجام الكادر الفوتوغرافية

40 responses



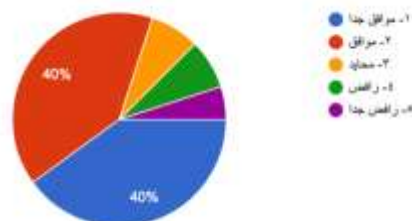
س ٤ يحد حجم الابداع باستخدام وسيط فوتوغرافي رقمي بحجم اجهزه إحسان صغيره ((الموبايل))

40 responses



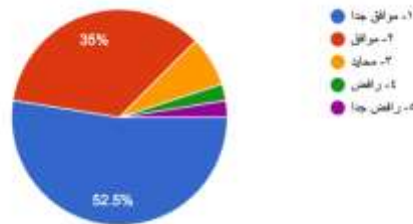
س ٥ بالنظر لنتائج الصور المنتجة من البحث هل ترى اختلاف بين الكاميرا الاحترافية وشبه الاحترافية

40 responses



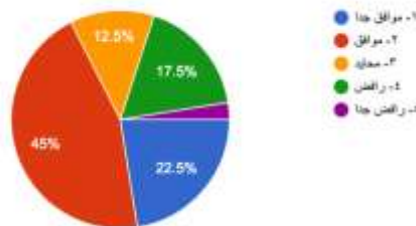
س ٦ بتحليل نتائج الصور المنتجة بصريا من البحث هل ترى اختلاف بين الكاميرا الاحترافية وكاميرا الموبايل

40 responses



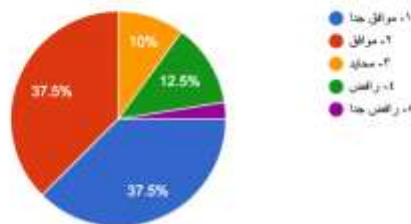
س ٧ بتحليل السؤال س ٥ و س ٦ هل تفضل استخدام كاميرا بحجم محدد لإنتاج ابداعى فوتوغرافى

40 responses



س ٨ بتحليل نتائج الصور المنتجة من البحث هل ترى ان الابداع الفوتوغرافى يتأثر بنسبه (الكادر المصور ) الطول للعرض

40 responses



## References:

1. (n.d.). Retrieved from <http://erickimphotography.com/blog/2018/05/10/golden-angle-composition-in-street-photography/> , 2-12-2018 , 10:12 pm
2. Carroll, B. O. (2016, SEP. 14). *20 Composition Techniques That Will Improve Your Photos*. Retrieved from 20 Composition Techniques That Will Improve Your Photos: <https://petapixel.com/2016/09/14/20-composition-techniques-will-improve-photos/> , 2-12-2018 , 10:45 pm.
3. Dove, J. (2013, 10 10). *Digital camera sensors once and for all*. Retrieved from Digital camera sensors once and for all: <https://www.techhive.com/article/2052159/demystifying-digital-camera-sensors-once-and-for-all.html> , 3-11-2018 , 10:10 am.
4. Golowczynski, M. (2016, June 23). *Digital camera sensors explained*. Retrieved from Digital camera sensors explained: <https://www.whatdigitalcamera.com/technical-guides/technology-guides/sensors-explained-11457> , 2-1-2019 , 11:30 pm
5. Kim, E. (2019, Jan 2). *Eric Kim Blog*. Retrieved from Golden Angle Composition in Street Photography: <http://erickimphotography.com/blog/2018/05/10/golden-angle-composition-in-street-photography/> , 7-5-2018 , 00:00 am
6. KIM, E. (2019, jan 10). *ERIC KIM BLOG* . Retrieved from Composition Lesson: Golden Triangle: <http://erickimphotography.com/blog/2017/12/22/composition-lesson-golden-triangle/> , 2-4-2018 , 10:12 pm